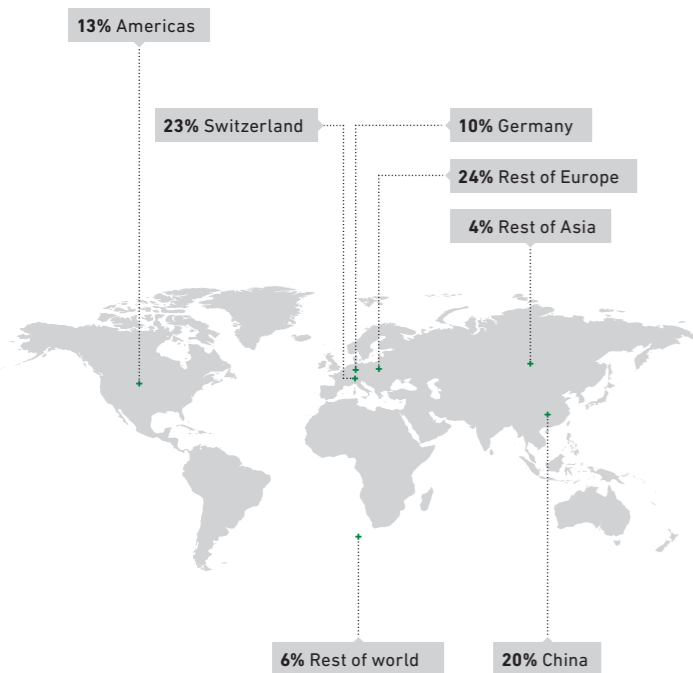


Our Corporation

GF comprises three divisions: GF Piping Systems, GF Casting Solutions, and GF Machining Solutions. Founded in 1802, the Corporation is headquartered in Switzerland and present in 33 countries with 142 companies, 56 of them production facilities. GF's 14'678 employees generated sales of CHF 3'720 million in 2019. GF is the preferred partner of its customers for the safe transport of liquids and gases, lightweight casting components, and high-precision manufacturing technologies.

Employees per region

100% = 14'678



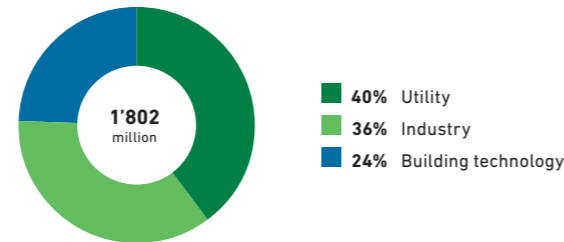
GF Piping Systems

GF Piping Systems is a leading supplier of piping systems made of plastics and metal. The division focuses on system solutions and high-quality components for the safe transport of water, chemicals and gases, as well as corresponding services. The product portfolio of fittings, valves, pipes, automation and jointing technologies covers all applications of the water cycle.

GF Piping Systems supports customers in the fields of utility, industry, and building technology in over 100 countries through its own sales companies and representative offices. The division operates more than 30 production sites in Europe, Asia, and the Americas.

Sales per segment

in CHF



CHF million	2019	2018
Order intake	1'788	1'865
Orders on hand at year-end	119	134
Sales	1'802	1'821
Sales growth %	-1.0	8.5
Organic growth %	1.3	8.2
EBITDA	264	269
EBIT	214	217
Return on sales (EBIT margin) %	11.9	11.9
Invested capital (IC)	676	688
Return on invested capital (ROIC) %	26.1	27.2
Number of employees	6'892	6'852

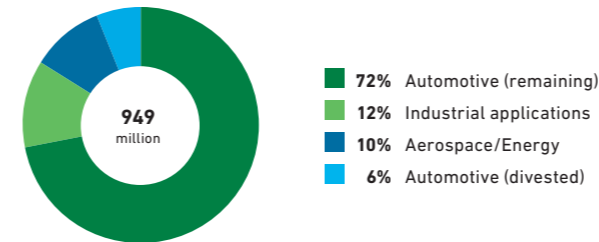
GF Casting Solutions

GF Casting Solutions is one of the leading solution providers of lightweight components in the mobility and energy industry. As a future-oriented company, GF Casting Solutions acts as a driving force for innovation in the foundry and additive manufacturing world and wants to take the lead in shaping the development of sustainable mobility.

GF Casting Solutions manufactures at 13 production sites in Germany, Austria, Romania, Switzerland, China, and the USA. The division supplies the global automotive industry, aerospace and energy markets, and provides components for off-highway vehicles as well as for industrial applications.

Sales per segment

in CHF



CHF million	2019	2018
Order intake	953	1'617
Orders on hand at year-end	267	289
Sales	949	1'687
Sales growth %	-43.7	13.8
Organic growth %	-9.7	5.2
EBITDA	48	160
EBIT before one-offs	22	86
One-offs	46	
EBIT	-24	86
Return on sales before one-offs (EBIT margin before one-offs) %	2.3	5.1
Return on sales (EBIT margin) %	-2.5	5.1
Invested capital (IC)	477	531
Return on invested capital (ROIC) %	-4.4	16.1
Number of employees	4'336	4'693

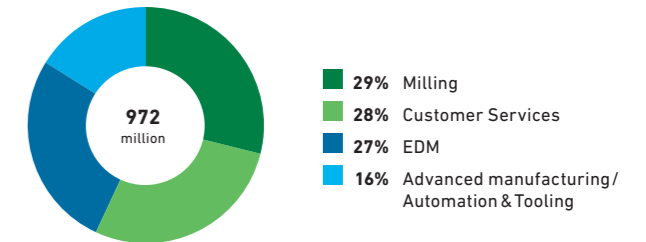
GF Machining Solutions

GF Machining Solutions is one of the world's leading providers of complete solutions to the tool and mold making industry and to manufacturers of precision components. The portfolio includes Milling, wire-cutting, and die-sinking EDM machines. Moreover, the division offers Spindles, Laser texturing, Laser micromachining, Additive Manufacturing, Tooling and Automation, as well as digitalization solutions.

GF Machining Solutions is present in more than 50 countries with its own sales companies. The key customer segments are the aerospace, Information and Communication Technology (ICT), electronic, medical, and automotive industries.

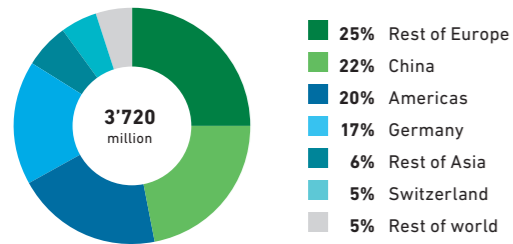
Sales per segment

in CHF

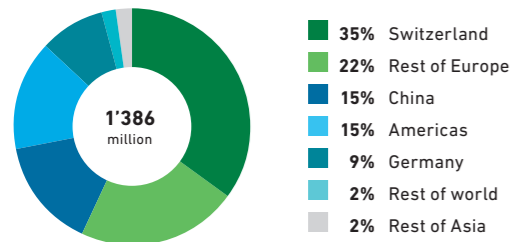


CHF million	2019	2018
Order intake	954	1'042
Orders on hand at year-end	177	200
Sales	972	1'066
Sales growth %	-8.8	7.5
Organic growth %	-7.5	5.4
EBITDA	71	102
EBIT	57	88
Return on sales (EBIT margin) %	5.9	8.3
Invested capital (IC)	256	262
Return on invested capital (ROIC) %	18.4	27.5
Number of employees	3'358	3'394

Sales per region in CHF



Gross value added per region in CHF



CHF million	2019	2018
Order intake	3'692	4'521
Orders on hand at year-end	563	623
Sales	3'720	4'572
Sales growth %	-18.6	10.2
Organic growth %	-4.1	6.5
EBITDA	374	529
EBIT before one-offs	281	382
One-offs	46	
EBIT	235	382
Net profit after minorities	173	281
Free cash flow before acquisitions/divestments	137	147
Return on sales before one-offs (EBIT margin before one-offs) %	7.6	8.4
Return on sales (EBIT margin) %	6.3	8.4
Invested capital (IC)	1'473	1'494
Return on invested capital (ROIC) %	12.4	22.4
Number of employees	14'678	15'027

Online Annual Report 2019

Find out more about financial figures, information on GF's strategy, and business segments at www.annualreport.georgfischer.com/2019/en



Contact

Georg Fischer Ltd
 Amsler-Laffon-Strasse 9
 8201 Schaffhausen
 Switzerland

Phone: +41 (0) 52 631 11 11
www.georgfischer.com



+GF+

Facts and figures 2019

At a glance



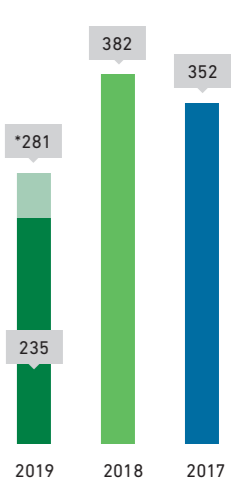
Passion for
Innovation

Key figures

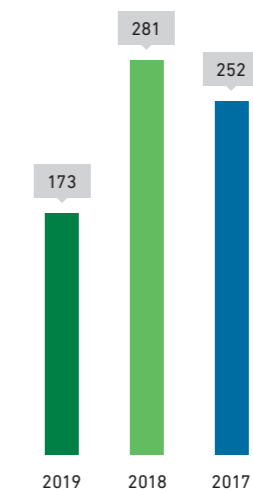
Sales in CHF million



EBIT *EBIT before one-offs in CHF million



Net profit after minorities in CHF million



Free cash flow before acquisitions/divestments in CHF million

