

A photograph of four business professionals (three men and one woman) sitting in blue armchairs in a modern office with large windows. The text 'June 2022' is overlaid on a blue semi-transparent box on the left side of the image.

June 2022

Investors Presentation

Andreas Müller (CEO), Mads Joergensen (CFO) and Daniel Bösiger (IR)



Pioneering industrial technology

+GF+



1802: Johann Conrad Fischer | 1864: Malleable iron fitting | 1897: As of 1900 GF develops wheels made of cast steel for trucks and cars | 1921: GF acquires the Machine Factory Rauschenbach for agricultural machinery



Today GF stays at the forefront of new technologies

+GF+



Sales CHF 3'722 million, EBIT CHF 278 million and 15'111 employees in 2021



Our core strength lies in applying **state-of-the-art industrial technologies**



We are specialists in developing tailored solutions to meet the **needs of our customers**



We operate in markets with high technology, complex processes and certification requirements

53%

GF Piping Systems

24%

GF Casting Solutions

23%

GF Machining Solutions



Strong presence in all important regions



Present in 41 countries



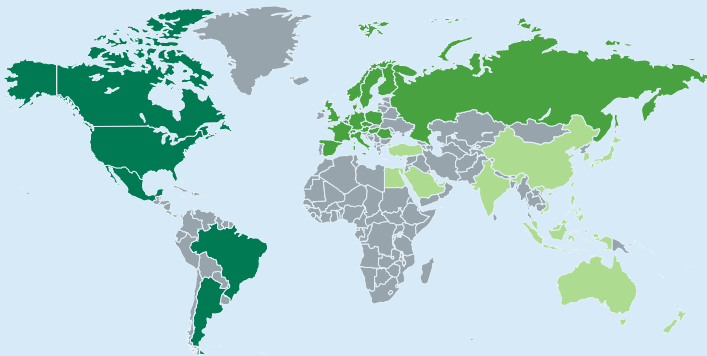
83 production sites



115 sales sites



11 R&D centers



Americas

 12
 13
 2

Europe

 32
 43
 7

Asia Pacific

 39
 59
 2

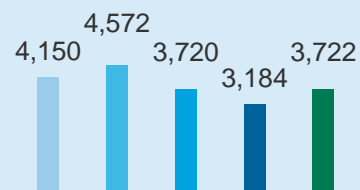


Key financial figures – five years overview

+GF+

3,722

Sales
in CHF million



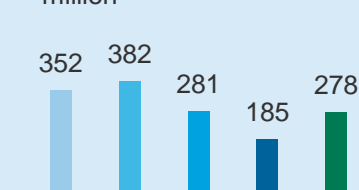
15.9

Organic growth
in %



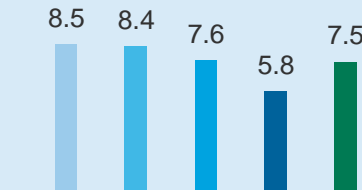
278

EBIT
before one-offs in CHF million



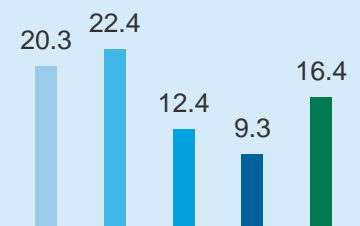
7.5

EBIT margin
before one-offs in %



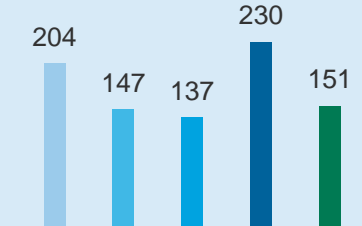
16.4

ROIC
in %



151

FCF bef. acq./divest.
in CHF million



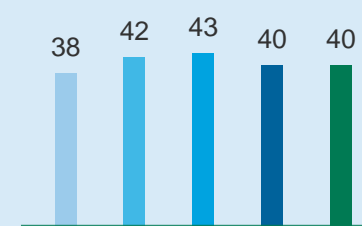
0.1

Net debt / EBITDA
(multiple)



40

Equity ratio
in %



■ FY 2017 ■ FY 2018 ■ FY 2019 ■ FY 2020 ■ FY 2021

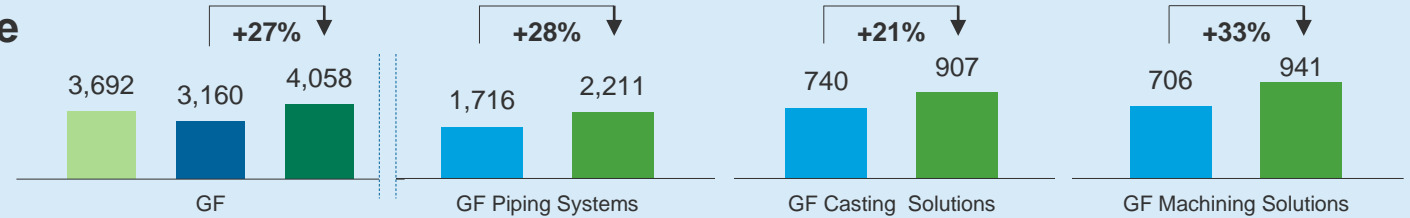


Strong recovery in all divisions in FY 2021

+GF+

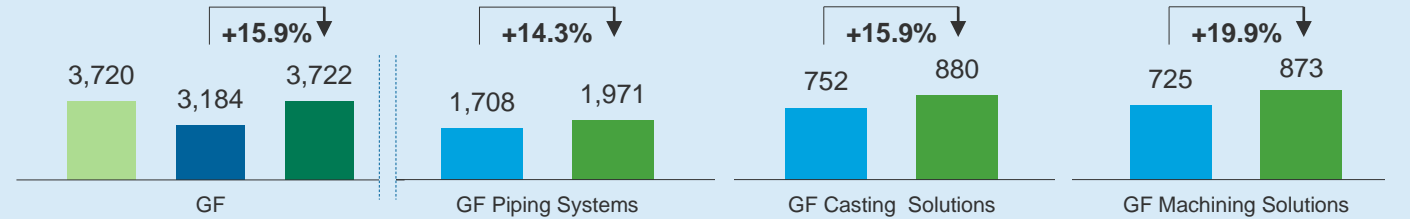
Order intake

in CHF million



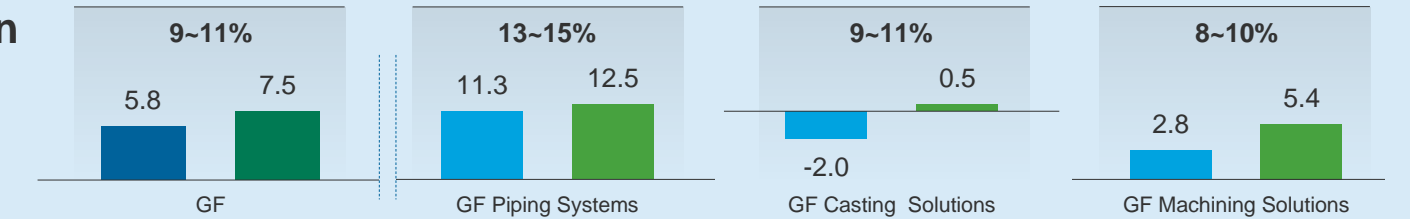
Sales

in CHF million



EBIT margin

in %



■ FY 2019 ■ FY 2020 ■ FY 2021 — Organic growth



Our Vision

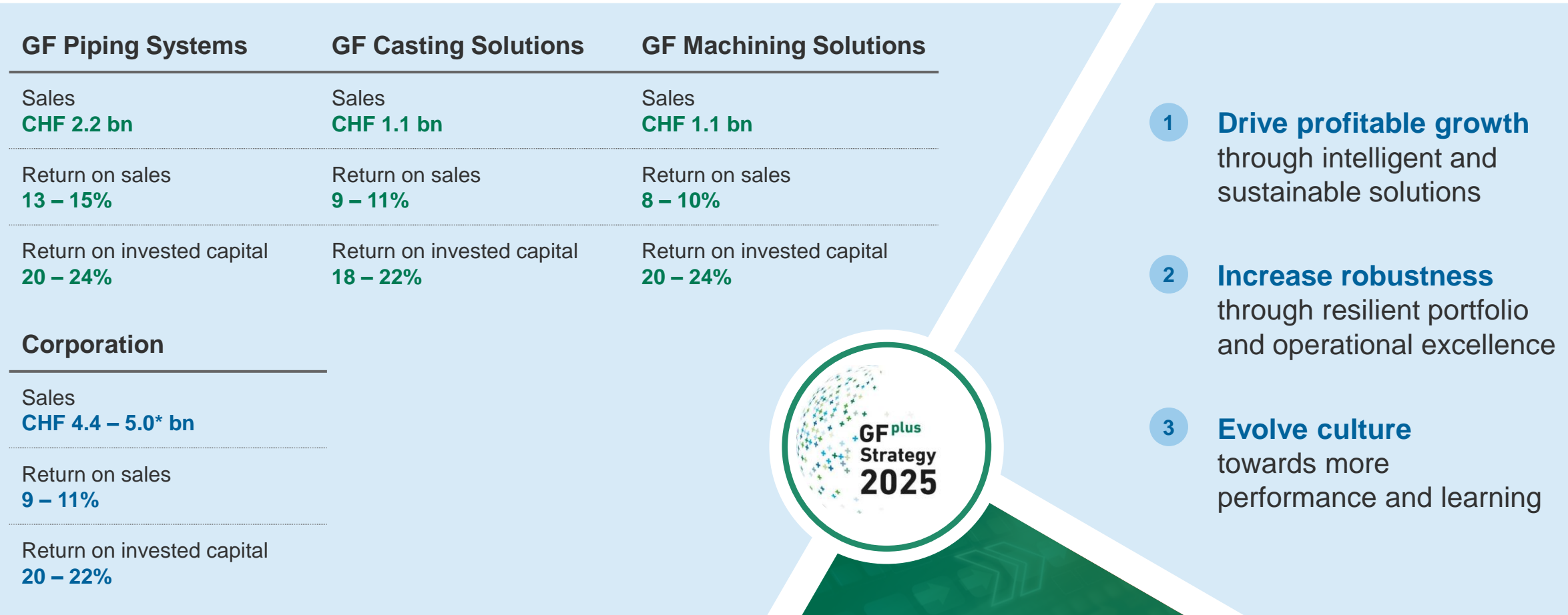
#1



**GF is a sustainability
and innovation leader providing
superior customer value**



Our strategy is about profitable growth with emphasis on resilience and learning





GF proactively captures global opportunities





Sustainability investments in production facilities world-wide...



+GF+

A water balance program that includes investment in **tanks, reuse of water** at GF Piping Systems site in Jawa Barat (Indonesia)

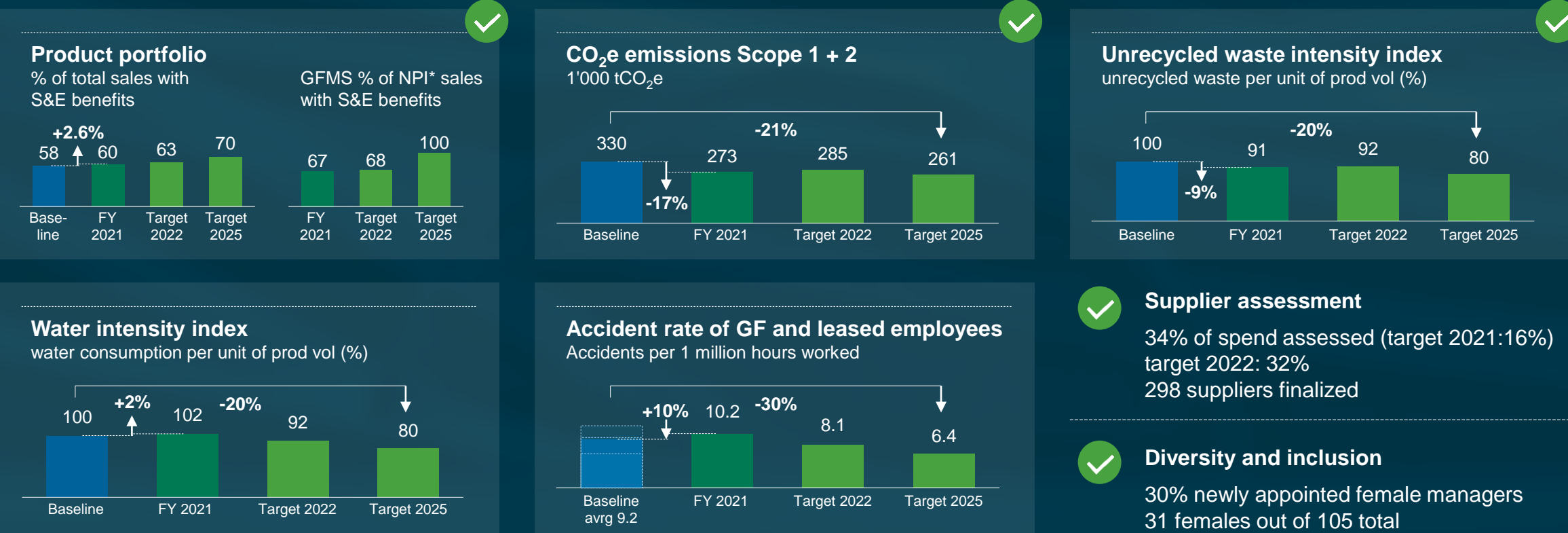
2'000 efficient LED lights installed that reduce electricity consumption by half compared to previous lights at GF Piping Systems site in Schaffhausen (Switzerland)

PV installations planned for major sites in CH, DE, China and AT, **24% renewable energy** consumption in 2021 worldwide

Silver certification under the **LEED** rating system to be applied for by GF Casting Solutions site in Shenyang (China)



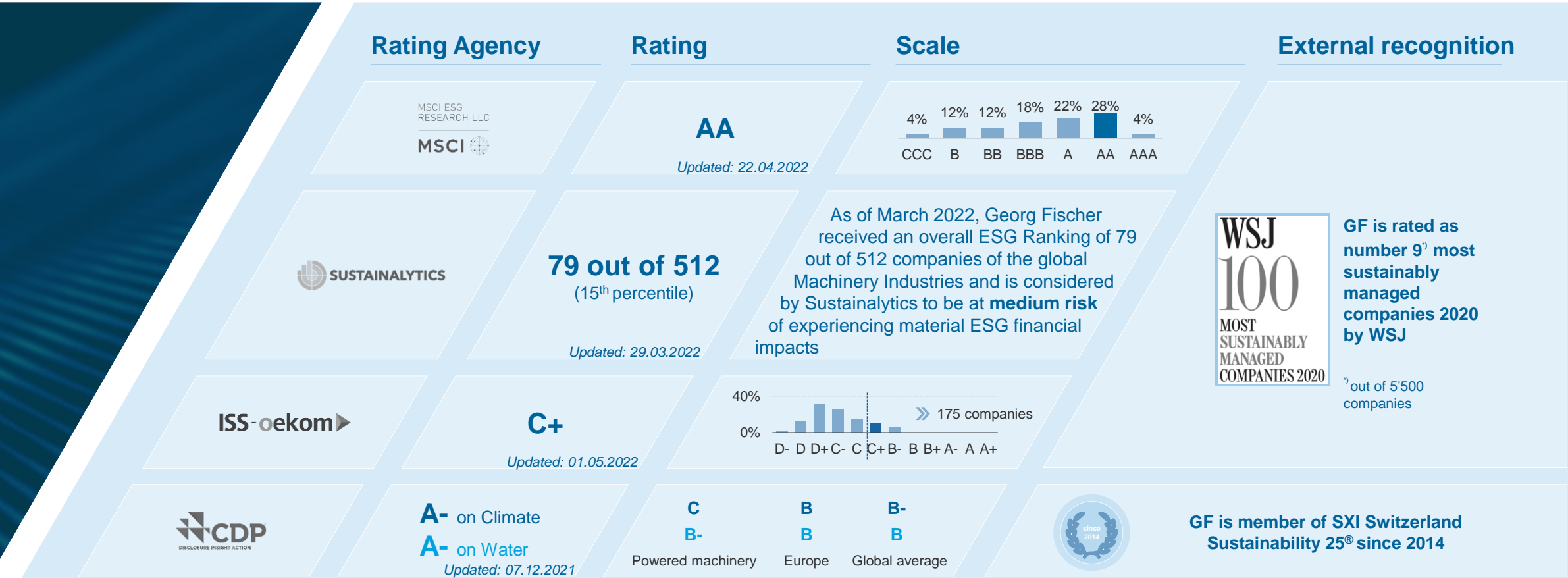
... with a real impact towards our targets 2025



The baseline covers the average of 2018 – 2020 for all targets except the product portfolio and the CO2e targets.



Our ESG efforts are clearly recognized by leading agencies





GF Piping Systems

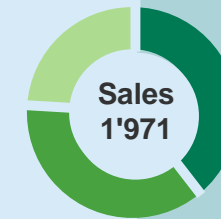
+ Business overview



Industry

Position: International market leader

Major competitors: Simona, Aliaxis, Spears, Watts Water, Sekisui, Asahi, Yukizai, Agru



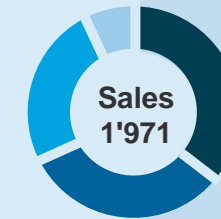
- 39% Industry
- 37% Utility
- 24% Building Technology



Utility

Position: World #1 for PE electrofusion fittings

Major competitors: AVK, Lesso, Vasen, Hubbell



- 36% Europe
- 32% Asia
- 24% Americas
- 8% Rest of World



Building Technology

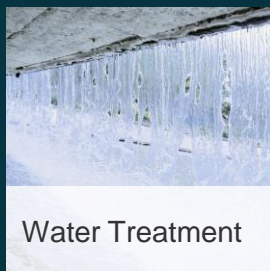
Position: Switzerland #1, Leading in selected markets

Major competitors: Geberit, Aalberts, Viega / Nussbaum, Firat, Lesso



EBIT: 247 MCHF Order intake: 2'211 MCHF
 ROS: 12.5% Employees: 7'686

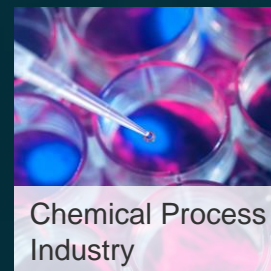
+ Business segments




Water Treatment



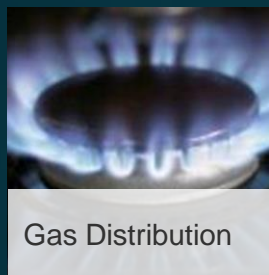
Water Distribution



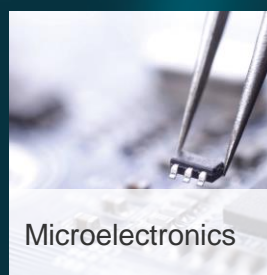
Chemical Process Industry




Building Technology




Gas Distribution




Microelectronics



Datacenters



Marine



Cooling

Competitive Advantages



Global presence



Brand recognition



Customized solutions



Strong set of market segments / applications / product portfolio



Prefabrication



"Antonie" – First green hydrogen-powered cargo ship

- Dutch inland shipping must reach zero emission by 2050
- First green hydrogen-powered cargo ship to be launched in 2023
- All piping systems for fuel cell supplied by GF in PROGEF Standard

3 piping loops needed in the ship



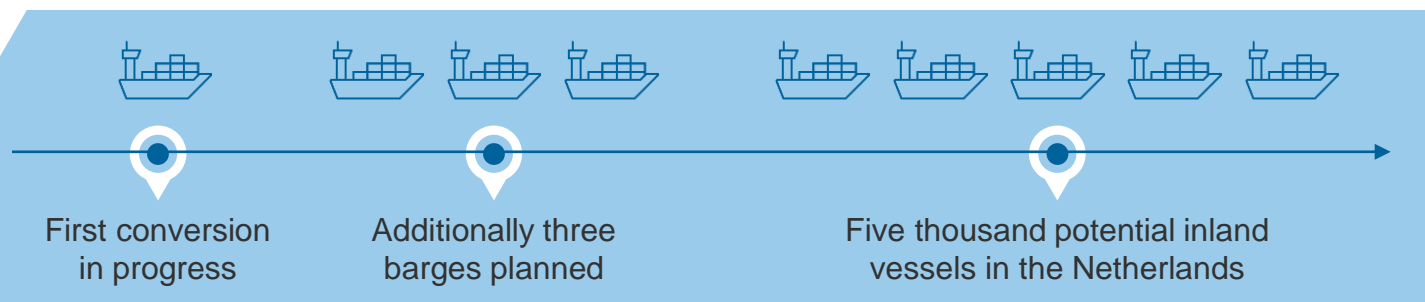
Water (cooling)



Hydrogen

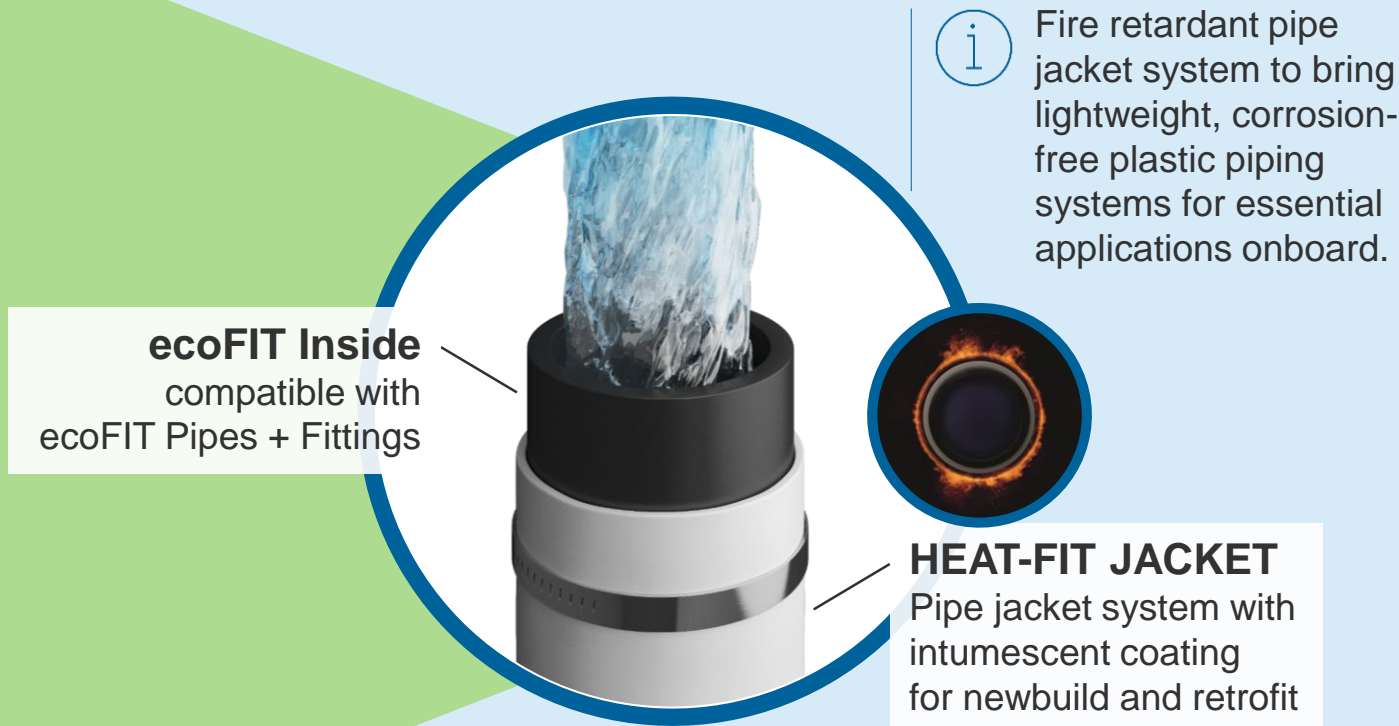


Air





HEAT-FIT - Ultimate fire protection



1

30% less weight

Ultra light alternative to standard metal piping systems.

2

Zero hazardous materials

HEAT-FIT does not include any environmentally hazardous materials (Green Ship Passport)

3

1'000° C

Protects Plastic Piping Systems from fire up to 1'000°C for up to 30 Minutes (3 bar)



GF Casting Solutions



Business overview



Automotive

Position: Europe Top 3

Major competitors:

Light-metal: Nemak, Handtmann, DGS, KSM
Castings, Bocar, Ryobi, Meridian
Iron: Fujiwa Machinery Industry, Infun



- 80% Automotive
- 12% Industrial Applications
- 8% Aerospace / Energy

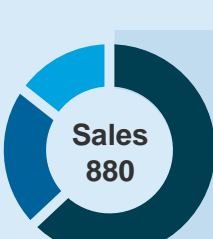


Industrial Applications

Position: Europe Top 3

Major competitors: Eisenwerk

Martinlamitz, Luitpoldhütte, Arrowcast,



- 63% Europe
- 22% Asia
- 15% Americas



Aerospace / Energy

Position: Europe Top 3

Major competitors: CPP, Howmet,
Doncaster, PCC



EBIT: 5 MCHF
ROS: 0.5%

Order intake: 907 MCHF
Employees: 4'008

+ Business segments



Light Vehicle



E-Mobility



Off Highway & Trucks



Industrial Applications



Aerospace



Energy

Competitive Advantages



Global presence



Light Metal competence



Development partner



Sustainable logistics




Solution provider



Strong expertise in e-drive solutions and lightweight structural parts



Transmission Housing
VW MEB Platform



Shock Tower
Audi E-Tron



Rear Door Frame
Mercedes-Benz EQC



Cross Car Beam
Jaguar I-Pace

Source: VW, Audi, Mercedes Benz, Jaguar



Visible magnesium parts with A surface quality

The very high surface quality requirements can only be met through long-standing experience in Magnesium casting and very reliable manufacturing processes.




Defender – Land Rover

- High surface requirements
- Visible edges partly ready cast and punched without post-processing
- High fitting accuracy & gap dimensions
- High coating requirements
- Complex tool maintenance concept

lightweight structural solution with a set of five visible A surface quality Magnesium parts



Noor III – Stable foundation in rough terrain



Iron casting part
Mirror Bracket

Noor III Project - Marocco

- 250m high tower, surrounded by 7'400 heliostats
- Each heliostats with a reflective area of ~ 175m²
- Turbine Power: 150 Megawatt
- Continues to provide energy for 7 hours after sunset
- Provides power for 1.2 million people
- Averts annual emissions of 130'000 metric tons of CO₂

Source: <https://www.energy.sener/project/central-receiver-plant-nooro-iii>

A close-up photograph of a laser cutting process. A bright, intense light source is focused on a metal mesh, creating a series of sparks that radiate outwards. The mesh is composed of a repeating pattern of hexagonal holes. The background is a soft, out-of-focus blue-grey.

GF Machining Solutions



Business overview



EDM

Position: Top 3

Major competitors: Sodick, Fanuc, Mitsubishi, Makino

Milling

Position: HSM Top 5

Major competitors: Makino, Hermle, Rödgers, DMG Mori, Exeron

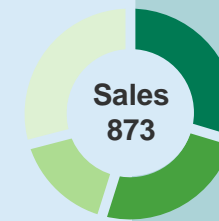
Adv. Manufacturing / Automation & Tooling

Position: World #1

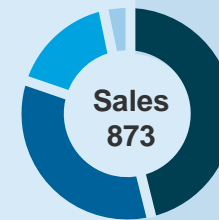
Major competitors: Erowa, Hirschmann, F-Tool, Zimmer & Kreim, Fastems

Customer Service

Position: #1 Coated Wire Sales



- 29% EDM
- 25% Milling
- 16% Adv. Manufacturing / Automation & Tooling
- 30% Customer Services




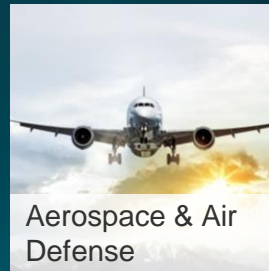


- 46% Europe
- 34% Asia
- 17% Americas
- 3% Rest of World

EBIT: 47 MCHF
ROS: 5.4%

Order intake: 941 MCHF
Employees: 3'282

+ Business segments



Competitive Advantages



Automation



Global presence



Integrated technical solution provider



Center of competence



Customer proximity

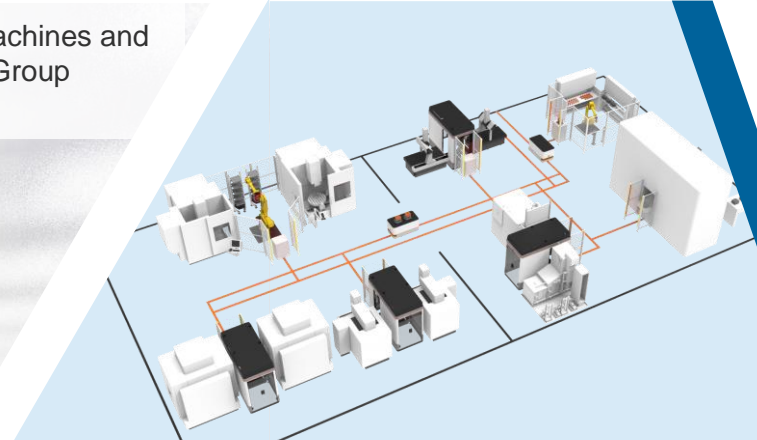


Customer Service



Tool technology of tomorrow - fully automatized tool technology centers

System 3R Fanuc linear cell with milling & wire EDM machines and System 3R Tooling packages, installed at a Schaeffler Group factory



Standard docking station as an interface for Autonomous Mobile Robots (AMR)



Multi-technology integration



Scalable



Overall efficiency above standard



Man / Unmanned compatible




Flexible




Laser texturing – functional surfaces with digital precision

Laser S 1000



- Replaces manual sandblasting with a digital machine process
- Avoids manual work
- No contamination by chemical components
- 100% Reproducibility

- No fading of the logo and UDI marking
- Functional surface (hydrophobic / lotus effect)
- Low-reflection marked / labeled areas "deep black"





GF at a glance

+GF+

**Investment
proposition**



Strategy focus on profitable growth with emphasis on resilience and learning through intelligent and sustainable solutions, a resilient portfolio, operational excellence and evolving culture towards more performance and learning



Products and services addressing demand of global mega trends global mega trends with direct business impact in all three divisions



Industry-leading technology provider with more than 200 years of industrial know-how. Well balanced geographical presence with a Swiss quality brand and technology with worldwide local production



Focus on solutions for our customers for their sustainable business creating value to society and contributing to a sustainable development



Focus on long-term value creation and return on invested capital value generation for our shareholders and other stakeholders



Our Purpose



+GF+

**Becoming better
every day – since 1802**





Thank you!



Disclaimer

This document is for presentation purposes only and should not be construed as an offer, invitation or solicitation to subscribe for, purchase or sell any investment. Neither it nor anything it contains shall form the basis of any contract whatsoever.

Opinions expressed herein reflect the current judgement of the management of GF. The presentation contains forward-looking statements that involve risks and uncertainties. The actual results of GF may differ materially from those anticipated in these forward-looking statements and forecasts as a result of a number of factors.

The management of GF does not accept any liability whatsoever with respect to the use of this presentation.