

+GF+

Facts and figures 2018

At a glance

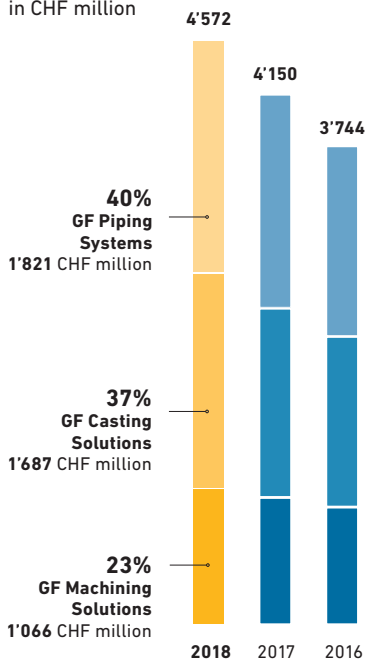


**Keeping GF
successful**

Key figures

Sales

in CHF million



EBIT

in CHF million



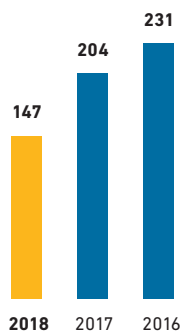
Net profit after minorities

in CHF million



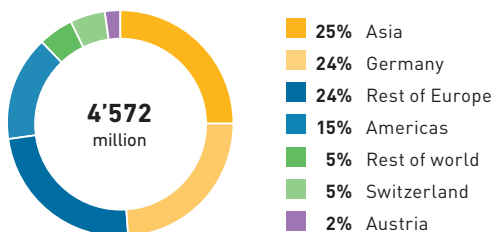
Free cash flow before acquisitions/divestitures

in CHF million



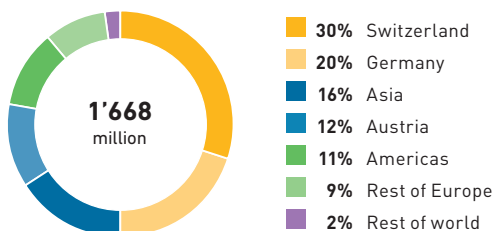
Sales per region

in CHF



Gross value added per region

in CHF



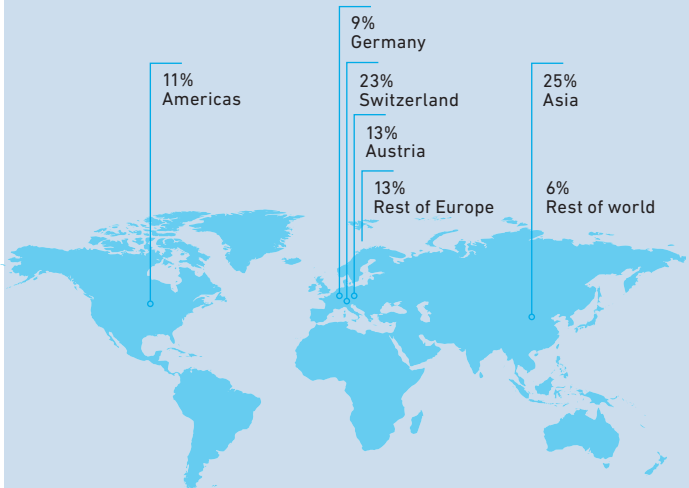
CHF million	2018	2017
Order intake	4'521	4'274
Sales	4'572	4'150
Sales growth %	10.2	10.8
Organic growth %	6.5	9.8
EBITDA	529	491
EBIT	382	352
Net profit after minorities	281	252
Free cash flow before acquisitions/divestitures	147	204
Return on sales (EBIT margin) %	8.4	8.5
Invested capital (IC)	1'494	1'466
Return on invested capital (ROIC) %	22.4	20.3
Number of employees	15'027	15'835

Our Corporation

GF comprises three divisions: GF Piping Systems, GF Casting Solutions and GF Machining Solutions. Founded in 1802, the Corporation is headquartered in Switzerland and is present in 33 countries with 140 companies, 57 of them production facilities. Its 15'027 employees generated sales of CHF 4'572 million in 2018. GF is the preferred partner of its customers for the safe transport of liquids and gases, lightweight casting components, and high-precision manufacturing technologies.

Employees per region

100% = 15'027



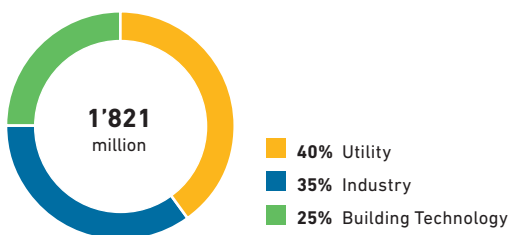
GF Piping Systems

GF Piping Systems is a leading supplier of piping systems made of plastics and metal. The division focuses on system solutions and high-quality components for the safe transport of water, chemicals and gases, as well as corresponding services. The product portfolio of fittings, valves, pipes, automation and jointing technologies covers all applications of the water cycle.

GF Piping Systems supports customers in the fields of utility, industry, and building technology in over 100 countries through its own sales companies and representative offices. The division operates several research and development centers as well as more than 30 production sites in Europe, Asia, North and South America.

Sales per segment

in CHF



CHF million	2018	2017
Order intake	1'865	1'718
Sales	1'821	1'678
Sales growth %	8.5	12.3
Organic growth %	8.2	12.1
EBITDA	269	245
EBIT	217	189
Return on sales (EBIT margin) %	11.9	11.3
Invested capital (IC)	688	671
Return on invested capital (ROIC) %	27.2	22.9
Number of employees	6'852	6'764

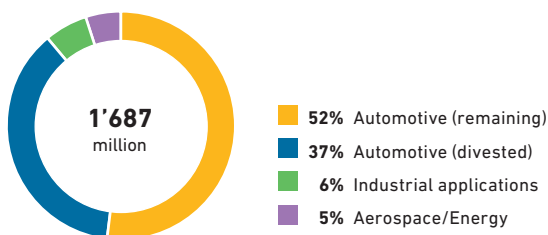
GF Casting Solutions

GF Casting Solutions is a technologically pioneering development partner and manufacturer of cast components and systems for the global automotive industry, aerospace and energy markets, off-highway vehicles as well as for industrial applications. The highly complex lightweight components are produced using different manufacturing technologies – from the development to the ready-to-mount solution.

GF Casting Solutions manufactures at 14 production sites in Germany, Austria, Romania, Switzerland, China and the USA. The research and development centers with globally recognized lightweight and bionic design expertise are located in Schaffhausen (Switzerland) and Suzhou (China).

Sales per segment

in CHF



CHF million	2018	2017
Order intake	1'617	1'527
Sales	1'687	1'482
Sales growth %	13.8	11.0
Organic growth %	5.2	8.9
EBITDA	160	158
EBIT	86	93
Return on sales (EBIT margin) %	5.1	6.3
Invested capital (IC)	531	481
Return on invested capital (ROIC) %	16.1	19.5
Number of employees	4'693	5'738

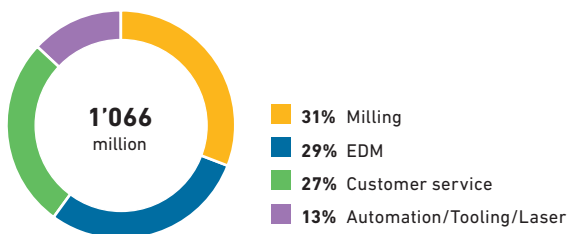
GF Machining Solutions

GF Machining Solutions is one of the world's leading providers of complete solutions to the tool and mold making industry and to manufacturers of precision components. The portfolio includes milling, wire-cutting and die-sinking EDM machines. Moreover, the division offers spindles, laser texturing, additive manufacturing, tooling and automation as well as digitalization solutions and customer services. The key customer segments are the aerospace, ICT, medical and automotive industries.

GF Machining Solutions is present in more than 50 countries with its own sales companies. In addition, the division operates production facilities and research and development centers in Switzerland, the USA, Sweden and China.

Sales per segment

in CHF



CHF million	2018	2017
Order intake	1'042	1'030
Sales	1'066	992
Sales growth %	7.5	8.3
Organic growth %	5.4	7.4
EBITDA	102	96
EBIT	88	82
Return on sales (EBIT margin) %	8.3	8.3
Invested capital (IC)	262	269
Return on invested capital (ROIC) %	27.5	24.1
Number of employees	3'394	3'255

Georg Fischer Ltd
Amsler-Laffon-Strasse 9
8201 Schaffhausen
Switzerland

Phone: +41 (0) 52 631 11 11
www.georgfischer.com



Online Annual Report 2018

Find out more about financial figures, information on GF's strategy and business segments at www.annualreport.georgfischer.com/2018/en

